



10 Nozzles

This section describes the disassembly and assembly process to replace nozzles for the following production series:

Threaded Nozzles 06E / 09E / 12E

API



Doc003239.png

Nozzle Series	Flow Bore Ø
06E	6 mm
09E	9 mm
12E	12 mm

Threaded Nozzles 16E / 22E

API

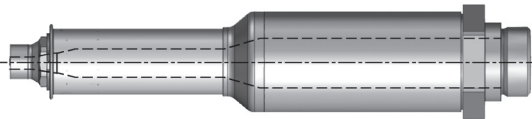


Doc006840.tif

Nozzle Series	Flow Bore Ø
16E	16 mm
22E	22 mm

Threaded Nozzles 12EX16 / 16EX22

API




Doc006998.png

Nozzle Series	Flow Bore Ø Front side	Flow Bore Ø Rear side
12EX16	12 mm	16 mm (18 mm)
16EX22	16 mm	22 mm (20 mm, 24 mm)

Support Ring Nozzles

APT



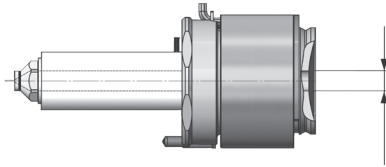
Doc003240.eps

Nozzle Series	Flow Bore Ø
SR16	8 - 16 mm
SR20	8 - 20 mm
SR24	13 - 25 mm



Service and Maintenance / Nozzles

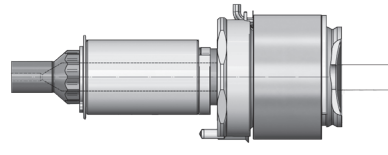
Sprue Bushing 06S



Doc004799.tif

Nozzle Series	Flow Bore Ø
06S	6 mm

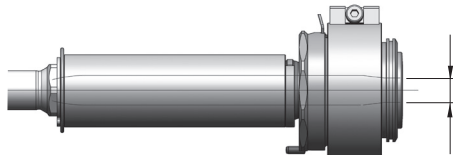
Sprue Bushing 09S



Doc004800.tif

Nozzle Series	Flow Bore Ø
09S	9 mm


Sprue Bushing 12S



Doc005218.tif

Nozzle Series	Flow Bore Ø
12S	12 mm

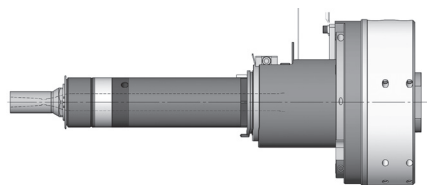
Sprue Bushing 16S / 22S



Doc006883.tif

Nozzle Series	Flow Bore Ø
16S	16 mm
22S	22 mm

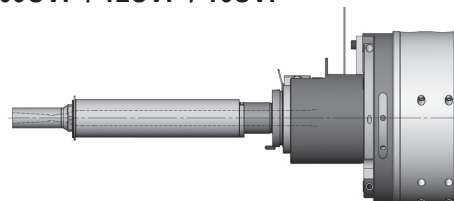
**Single Axis Valve Gate Nozzles (hydraulic)
12SVH / 16SVH**



Doc007461.png

Nozzle Series	Flow Bore Ø
12SVH	12 mm
16SVH	16 mm

**Single Axis Valve Gate Nozzles (pneumatic)
09SVP / 12SVP / 16SVP**



Doc007460.png

Nozzle Series	Flow Bore Ø
09SVP	9 mm
12SVP	12 mm
16SVP	16 mm